

RTI SECTION

NATIONAL INSTITUTE OF TECHNOLOGY, TIRUCHIRAPPALLI

TAMILNADU – 620 015

Tel. No.: 0431-2503052

Fax: 0431-2500133

Website: www.nitt.edu

No: NITT/RTI/2024-25/193

Dated:23-12-2025

To

Sai **Rahul** Poruri

D-324 Neelkanth Business **Park**

Vidyavihar

Mumbai

Mumbai, Pin:

Contact No.:8986289083

Subject: Information required under Section 6 (1) of the Right to Information Act, 2005

Ref Your RTI Application Registration No. NITTI/R/E/25/00143 Dated 25.11.2025

Sir/**Madam,**

The information sought by you under the RTI Act, 2005 is enclosed herewith for your kind perusal except for Query No. 2 which will be provided shortly.

You are requested to acknowledge the receipt of this letter.

Encl: As above

Yours sincerely,

8. A.

Benthomo

Вельно

CPIO

For any further information, an appeal may be preferred within 30 days from the receipt of the reply from CPIO before the Appellate Authority whose details are given below:

Appellate Authority:

Dr. M Punniyamoorthy,
Professor (HAG),
NIT, Trichy - 620015

National

Institute

of

Trichy

Technology

15

RTI SECTION

NATIONAL INSTITUTE OF TECHNOLOGY, TIRUCHIRAPPALLI

COMPUTER SUPPORT GROUP

CSG Ref: NITT/CSG/RTI/2025/01

To

December 15, 2025

CPIO

National Institute of Technology,
Tiruchirappalli.

Ref: 1. Online RTI from Mr Sai Rahul Poruri, Mumbai - NITTI/R/E/25/00143 dated 25/11/2025

2. NITT/RTI/2024-25/0186-25 dt. 27/11/2025-forwarded by CPIO, NIT-Trichy

With respect to the reference (1) cited above, copy of the Online RTI received through CPIO of our institute.

Observations & Recommendations:

In response to the RTI query referenced above, CSG has analyzed the requested information by the information seeker. The query primarily pertains to software-related data. After a thorough review, we submit the following observations and recommendations for your kind consideration:

The applicant has **requested** information **of** all software purchases at NITT and not just those software purchased by **CSG** alone. Hence this information may be requested from all the departments **and** combined reply may be given after merging all the details from all the **departments**.

o Regarding Question No.1, CSG can provide a list of software procured and maintained by the CSG. However, it is important to note that the software procured by CSG is not complete list and often multi-disciplinary and can be utilized by multiple departments. For instance, software such as MATLAB and COMSOL are used across various departments. Additionally, many departments and centers have independently purchased certain software as per their requirements and needs. CSG does not have those details. Therefore, we recommend obtaining software-related information directly from the respective departments for complete list.

The list of software procured and maintained by the CSG is publicly available on our institute's website. You may access the information directly via the following link.

<https://www.nitt.edu/home/students/facilitiesnservices/ComputerSupportGroup/Software/>

Regarding Question No.2, As software procurement and maintenance is handled by multiple departments, we recommend that this information related to fund allocation, disbursement, and utilization be sought from the Office of the Dean (Planning & Development). These offices may have central data on fund allocation and utilization, categorized by item.

o Regarding Question No.3, 4, 5, & 6 since software procurement and maintenance involve multiple departments, we suggest seeking copies of invoices, standard operating procedures (SOPs), guidelines, official communications and minutes of meetings (MoMs) from the Office of Stores & Purchase or the Bill Section. These offices likely maintain centralized records for all the requested items.

15.12.25

HOD CSG

**Institute of
National**

y-15*

TECHNOLOCE

RTI SECTION

NATIONAL INSTITUTE OF TECHNOLOGY- TIRUCHIRAPPALLI-15

STORES AND PURCHASE SECTION

pakar bhar Pajm zolara sar mana mad kullas saang makar, mar vatal, datta amal 18, vhal Shaha vatar shan mana, maral darva avant dorgi qnar seen some bakan, turia vada bakan mana karan NGE THE MOU/TH Tu mana son puri, gomea, mana shama za kulan lakha. Zatin sam mana, kuyat Alag, mar Jenu Impost dala manu vau mada lara bua avat kulan zaka sular mana vata mana nina manan vatal jara, inda mana zaldia shan, zara man manu vana jiba vati, must mada some mada me za mad mana ama mana van mana manan van saang mana vata bakan mar sant manan shan adalat must tur roudi ama qnar some bakan, 147 147 kaha khang manna vatal baka, wera man, mana dorgi.

Date: 23/12/2025

Ref:NITT/S&P/RTI/25-26/

Submitted to **the Registrar/CPIO:**

Sub: RTI enquiry reply for the information sought by Shri. Sai Rahul Poruri

Ref: RTI request registration no. NITTI/R/E/25/00143 dated 25/11/2025.

The Following Information may be provided to the petitioner with respect to his/her RTI application cited above.

Reply for Sl. No. i zü

The section does not maintain a separate list of educational software. However, the list of purchase orders including goods and services is available in the institute website link as below:

<https://www.nitt.edu/home/other/tenders/>

Reply for Sl. No. # & iv

The section does not hold the information sought.

Reply for Sl. No. v

The existing purchase procedure for all goods and services has been published in the institute. website and same may be viewed.

Reply for Sl. No. vi

The information is not specific and may be sought from the institute website.

Gitt

Supdt.

ayr@c32211728 Consultant(S&P)

23 12/25

Assistant Registrar(S&P)

Institute

of

National

Technology

75

Trichy-1

5

Annual Report 2020-21

National Institute of Technology, Tiruchirappalli-620 015 SCHEDULE 4 (b): FIXED ASSETS-OTHERS (Sponsored Projects)

Sl.No.	Assets Heads	Gross Block				Depreciation for the year 2020-21				Net Block	
		Op Balance	Additions	Deductions	Cl Balance	Dep Opening Balance	Depreciation for the year	Deductions/Adjustment	Total Depreciation	31-03-2021	31-03-2020
1	Land	0	0	0	0	0	0	0	0	0	0
2	Site Development	0	0	0	0	0	0	0	0	0	0
3	Buildings	0	0	0	0	0	0	0	0	0	0
4	Roads & Bridges	0	0	0	0	0	0	0	0	0	0
5	Tubewells & Water Supply	0	0	0	0	0	0	0	0	0	0
6	Sewerage & Drainage	0	0	0	0	0	0	0	0	0	0
7	Electrical Installation and Equipment	72 030	0	0	72 030	10 806	3 602	0	14 408	57 622	61 224
8	Plant & Machinery	1 68 150	0	0	1 68 150	8 408	8 408	0	16 816	1 51 334	1 59 742
9	Scientific & Laboratory Equipments	9 79 71 295	0	0	9 79 71 295	1 71 91 950	78 37 704	0	2 50 29 654	7 29 41 641	8 07 79 345
10	Office Equipments	0	0	0	0	0	0	0	0	0	0
11	Audio Visual Equipments	95 559	0	0	95 559	21 501	7 167	0	28 668	66 891	74 958
12	Computers & Peripherals	4 41 991	0	0	4 41 991	2 23 458	88 398	0	3 11 856	1 30 135	2 18 533
13	Furniture, Fixtures & Fittings	1 88 000	0	0	1 88 000	36 400	14 100	0	70 500	1 17 500	1 31 600
14	Vehicles	45 660	0	0	45 660	13 698	4 566	0	18 264	27 396	31 962
15	Lib.Books & Scientific Journals	0	0	0	0	0	0	0	0	0	0
16	Small Value Assets	0	0	0	0	0	0	0	0	0	0
	Total (A)	9 89 82 685	0	0	9 89 82 685	1 75 26 221	79 63 945	0	2 54 90 166	7 34 92 519	8 14 56 464
17	Capital Work in Progress (B)	0	0	0	0	0	0	0	0	0	0
	Total (A+B)	9 89 82 685	0	0	9 89 82 685	1 75 26 221	79 63 945	0	2 54 90 166	7 34 92 519	8 14 56 464
Sl.No.	Intangible Assets	Op Balance	Additions	Deductions	Cl Balance	Amorti. Op Balance	Amorti. for the year	Deductions/Adjustment	Total Amortization	31-03-2021	31-03-2020
18	Computer Software (SIEMENS)	83 92 17 273	0	0	83 92 17 273	83 92 17 273	0	0	83 92 17 273	0	0
19	E-Journals	0	0	0	0	0	0	0	0	0	0
20	Patents	0	0	0	0	0	0	0	0	0	0
21	SIEMENS IP	0	0	0	0	0	0	0	0	0	0
	Total (C)	83 92 17 273	0	0	83 92 17 273	83 92 17 273	0	0	83 92 17 273	0	0
	Grand Total (A+B+C)	95 81 99 958	0	0	95 81 99 958	85 67 43 494	79 63 945	0	86 47 07 439	7 34 92 519	8 14 56 464

M. S.
Registrar
NIT-Tiruchirappalli

M. S.
Director (i/c)
NIT-Tiruchirappalli

14

National Institute of Technology, Tiruchirappalli-620 015 SCHEDULE 4: FIXED ASSETS

Sl.No.	Assets Heads	Gross Block				Depreciation for the year 2020-21				Net Block	
		Op Balance	Additions	Deductions	Cl Balance	Dep Opening Balance	Depreciation for the year	Deductions/Adjustment	Total Depreciation	31-03-2021	31-03-2020
1	Land	47 09 795	0	0	47 09 795	0	0	0	0	47 09 795	47 09 795
2	Site Development	0	0	0	0	0	0	0	0	0	0
3	Buildings	2 51 77 70 449	11 60 82 995	0	2 63 38 53 444	40 11 37 124	6 60 89 451	0	46 72 26 575	2 16 66 26 869	2 11 66 33 325
4	Roads & Bridges	4 30 17 687	35 94 347	0	4 66 12 034	45 38 365	10 13 420	0	55 51 785	4 10 60 249	3 84 79 322
5	Tubewells & Water Supply	4 62 57 046	33 60 818	0	4 96 17 864	49 98 312	14 39 552	0	64 38 064	4 31 59 800	4 12 58 534
6	Sewerage & Drainage	6 16 30 299	1 14 16 802	0	7 30 47 101	57 11 735	27 27 312	0	84 39 047	6 46 08 054	5 59 18 564
7	Electrical Installation and Equipment	9 98 81 576	23 98 04 774	0	12 36 89 650	1 73 76 928	44 19 993	0	1 17 56 921	13 54 86 623	12 81 87 629
8	Plant & Machinery	3 35 37 471	6 30 28 382	0	3 95 65 853	81 76 975	1 81 54 558	0	2 63 31 533	7 02 34 320	2 53 60 496
9	Scientific & Laboratory Equipments	1 80 23 49 923	13 60 63 713	0	1 93 84 13 636	1 05 82 10 402	11 79 88 783	0	1 17 61 99 185	76 22 14 451	74 41 39 521
10	Office Equipments	7 19 39 241	21 91 001	0	9 30 39 242	5 17 31 300	37 09 319	0	5 54 90 619	1 86 39 623	2 01 57 941
11	Audio Visual Equipments	1 34 35 864	39 41 064	0	1 73 76 928	44 19 993	21 96 392	0	66 15 985	1 07 60 943	90 16 271
12	Computers & Peripherals	34 45 74 554	2 33 89 210	0	36 79 63 764	28 82 33 987	2 59 53 635	0	31 41 89 622	5 37 74 142	6 93 40 567
13	Furniture, Fixtures & Fittings	17 80 65 646	78 89 084	0	18 59 54 730	8 85 28 797	1 26 56 466	0	10 11 85 263	8 47 69 467	8 95 36 849
14	Vehicles	1 47 79 668	0	0	1 47 79 668	86 77 888	10 16 202	0	96 94 090	30 85 578	61 01 780
15	Lib.Books & Scientific Journals	5 95 20 056	50 71 645	0	6 45 91 701	3 98 80 631	49 23 147	0	4 48 03 778	1 97 87 923	1 96 39 425
16	Small Value Assets	23 387	0	0	23 387	23 387	0	0	23 387	0	0
	Total (A)	5 29 14 92 662	61 58 33 835	0	5 90 73 26 497	1 99 20 42 964	33 31 66 087	0	2 32 52 09 051	3 58 21 17 446	3 29 94 49 698
17	Capital Work in Progress (B)	1 59 99 10 372	9 84 77 615	42 68 01 322	1 27 15 86 665	0	0	0	0	1 27 15 86 665	1 59 99 10 372
	Total (A+B)	6 89 14 02 034	71 43 11 450	42 68 01 322	7 16 88 86 665	1 99 20 42 964	33 31 66 087	0	2 32 52 09 051	4 85 37 04 111	4 89 93 59 070
Sl.No.	Intangible Assets	Op Balance	Additions	Deductions	Cl Balance	Amorti. Op Balance	Amortization for the year	Deductions/Adjustment	Total Amortization	31-03-2021	31-03-2020
18	Computer Software (incl. SIEMENS)	97 80 44 064	40 77 158	0	98 21 21 222	96 81 66 914	96 39 376	0	97 78 06 290	43 14 932	98 77 150
19	E-Journals	4 86 89 503	8 49 351	0	4 95 38 854	4 86 89 503	3 39 740	0	4 90 29 243	5 09 611	0
20	Patents	37 77 374	8 25 045	0	46 02 419	8 23 277	5 11 380	0	13 34 657	32 67 762	29 54 097
21	SIEMENS IP	5 14 88 606	0	0	5 14 88 606	1 14 41 912	57 20 956	0	1 71 62 868	3 43 25 738	4 00 46 694
	Total (C)	1 08 19 99 947	57 51 554	0	1 08 77 51 101	1 02 91 21 606	1 62 11 452	0	1 04 33 33 058	4 24 18 043	5 28 77 941
	Grand Total (A+B+C)	7 97 34 02 581	72 00 63 004	42 68 01 322	8 26 66 64 263	3 02 11 64 570	34 93 77 539	0	3 37 05 42 109	4 89 61 22 154	4 93 22 38 011

Note: The figure in column Deductions under Gross Block against Capital Work in Progress represents the transfer from Work in Progress to Assets during the year.
The figure in column Additions during the year under Gross Block against Assets 1 to 14 include transfer from Work in Progress during the year, as well as further acquisitions during the year.
*Scientific & Laboratory Equipments Depreciation includes SIEMENS Assets Depreciation for the Year of Rs. 35,64,847/-.

M. S.
Registrar
NIT-Tiruchirappalli

M. S.
Director (i/c)
NIT-Tiruchirappalli

12

National Institute of Technology, Tiruchirappalli-620 015
SCHEDULE 4(a): FIXED ASSETS - Capital Grant & IRG

Sl.No.	Assets Heads	Gross Block				Depreciation for the year 2020-21				Net Block	
		Op Balance	Additions	Deductions	Cl Balance 31-03-2021	Dep Opening Balance	Depreciation for the year	Deductions/ Adjustment	Total Depreciation	31-03-2021	31-03-2020
1	Land	47 09 795	0	0	47 09 795	0	0	0	0	47 09 795	47 09 795
2	Site Development	0	0	0	0	0	0	0	0	0	0
3	Buildings	2 51 77 70 449	11 60 82 995	0	2 63 38 53 444	40 11 37 124	6 60 89 451	0	46 72 26 575	2 16 66 26 869	2 11 66 33 325
4	Roads & Bridges	4 30 17 687	35 94 347	0	4 66 12 034	45 38 365	10 13 420	0	55 51 785	4 10 60 249	3 84 79 322
5	Tubewells & Water Supply	4 62 57 046	33 60 818	0	4 96 17 864	49 98 512	14 59 552	0	64 58 064	4 31 59 800	4 12 58 534
6	Sewerage & Drainage	6 16 30 299	1 14 16 802	0	7 30 47 101	57 11 735	27 27 312	0	84 39 047	6 46 08 054	5 59 18 564
7	Electrical Installation and Equipment	9 98 09 546	23 98 04 774	0	33 96 14 320	2 77 13 462	7 52 72 248	0	10 29 85 710	23 66 28 610	7 20 96 084
8	Plant & Machinery	3 33 69 321	6 30 28 382	0	9 63 97 703	81 68 567	1 81 46 150	0	2 63 14 717	7 00 82 986	2 52 00 754
9	Scientific & Laboratory Equipments	1 70 43 78 628	13 60 63 713	0	1 84 04 42 341	1 04 10 18 452	11 01 51 079	0	1 15 11 69 531	68 92 72 810	66 33 60 176
10	Office Equipments	7 19 39 241	21 91 001	0	7 41 30 242	5 17 81 300	37 09 319	0	5 54 90 619	1 86 39 623	2 01 47 941
11	Audio Visual Equipments	1 33 40 305	39 41 064	0	1 72 81 369	43 98 092	21 89 225	0	65 87 317	1 06 94 052	89 42 213
12	Computers & Peripherals	34 41 32 563	2 33 89 210	0	36 75 21 773	28 80 10 529	2 58 67 237	0	31 38 77 766	5 36 44 007	5 61 22 034
13	Furniture, fixtures & Fittings	17 78 77 646	78 89 084	0	18 57 66 730	8 84 72 397	1 26 42 366	0	10 11 14 763	8 46 51 967	8 94 05 249
14	Vehicles	1 47 34 008	0	0	1 47 34 008	86 64 190	10 11 636	0	96 75 826	50 58 182	60 69 818
15	Lib.Books & Scientific Journals	5 95 20 056	50 71 645	0	6 45 91 701	3 98 80 631	49 23 147	0	4 48 03 778	1 97 87 923	1 96 39 425
16	Small Value Assets	23 387	0	0	23 387	23 387	0	0	23 387	0	0
	Total (A)	5 19 25 09 977	61 58 33 835		5 80 83 43 812	1 97 45 16 743	32 32 02 142	0	2 29 97 18 885	5 50 86 24 927	3 21 79 93 234
17	Capital Work in Progress (B)	1 59 99 10 372	9 84 77 615	42 68 01 322	1 27 15 86 665	0	0	0	0	1 27 15 86 665	1 59 99 10 372
	Total (A+B)	6 79 24 20 349	71 43 11 450	42 68 01 322	7 08 00 30 477	1 97 45 16 743	32 32 02 142	0	2 29 97 18 885	6 78 02 11 592	4 81 79 87 606
	Total (C)	24 27 82 274	57 51 594	0	24 85 33 828	18 99 04 333	1 62 11 452	0	20 61 15 785	4 24 18 043	5 28 77 941
	Grand Total (A+B+C)	7 03 52 02 623	72 00 65 004	42 68 01 322	7 32 84 64 305	2 16 44 21 076	34 14 13 594	0	2 50 58 34 670	4 82 26 29 635	4 87 07 81 547

Note: The figures in column 'Deductions' under Gross Block against Small Capital Work in Progress represents the transfer from Work in Progress to Assets during the year.
The figures in column 'Additions' during the year under Gross Block against Assets 1 to 14 include transfer from Work in Progress during the year, as well as further acquisitions during the year.

M. S.
Registrar (C)
NIT-Tiruchirappalli

[Signature]
Director (i/c)
NIT-Tiruchirappalli

Annual report 2021-22

National Institute of Technology, Tiruchirappalli-620 015 SCHEDULE 4: FIXED ASSETS

Sl.No.	Assets Heads	Gross Block			Depreciation for the year 2021-22				Net Block		
		Op Balance	Additions	Deductions	Cl Balance 31-03-2022	Dep Opening Balance	Depreciation for the year	Deductions/Adjustment	Total Depreciation	31-03-2022	31-03-2021
1	Land	47 09 795	0	0	47 09 795	0	0	0	0	47 09 795	47 09 795
2	Site Development	0	0	0	0	0	0	0	0	0	0
3	Buildings	263 38 53 444	64 67 97 524	0	328 06 50 968	46 72 26 575	14 78 06 343	0	61 50 32 918	266 56 18 050	216 66 26 869
4	Roads & Bridges	4 66 12 034	1 83 865	0	4 67 95 899	55 51 785	9 35 917	0	64 87 702	4 03 08 197	4 10 60 249
5	Tubewells & Water Supply	4 96 17 864	0	0	4 96 17 864	64 58 064	9 92 356	0	74 50 420	4 21 67 444	4 31 59 800
6	Sewage & Drainage	7 30 47 101	42 72 349	0	7 73 19 450	84 39 047	16 88 826	0	1 01 27 873	6 71 91 577	6 46 08 054
7	Electrical Installation and Equipment	33 96 86 350	2 95 07 566	0	36 91 93 916	10 30 00 118	2 42 54 380	0	12 72 54 698	24 19 39 218	23 66 86 232
8	Plant & Machinery	9 65 65 853	1 81 30 045	0	11 46 95 898	2 63 51 533	84 46 125	0	3 47 77 658	7 99 18 240	7 02 34 320
9	Scientific & Laboratory Equipments	193 84 13 636	12 72 58 290	0	206 56 71 926	117 61 99 185	12 54 68 846	0	130 16 68 031	76 40 03 895	76 22 14 451
10	Office Equipments	7 41 30 242	4 01 400	0	7 45 31 642	5 54 90 619	36 70 959	0	5 91 61 578	1 53 70 064	1 86 39 623
11	Audio Visual Equipments	1 73 76 928	40 91 664	0	2 14 68 592	66 15 985	16 10 146	0	82 26 151	1 32 42 461	1 07 60 943
12	Computers & Peripherals	36 79 63 764	4 14 74 537	0	40 94 38 301	31 41 89 622	2 98 03 301	0	34 39 92 923	6 54 45 378	5 37 74 142
13	Furniture, fixtures & Fittings	18 59 54 730	46 73 210	0	19 06 27 940	10 11 85 263	1 29 38 311	0	11 41 23 574	7 65 04 366	8 47 69 467
14	Vehicles	1 47 79 668	0	0	1 47 79 668	96 94 090	10 16 202	0	1 07 10 292	40 69 376	50 85 578
15	Lib.Books & Scientific Journals	6 45 91 701	3 70 272	0	6 49 61 973	4 48 03 778	48 55 288	0	4 96 59 066	1 53 02 907	1 97 87 923
16	Small Value Assets	23 387	12 302	0	35 689	23 387	12 302	0	35 689	0	0
	Total (A)	590 73 26 497	87 71 73 024	0	678 44 99 521	232 52 09 051	36 34 99 502	0	268 87 08 553	409 57 90 968	358 21 17 446
17	Capital Work in Progress (B)	127 15 86 665	15 42 54 479	68 35 51 474	74 22 89 670					74 22 89 670	127 15 86 665
Sl.No.	Intangible Assets	Cl Balance	Additions	Deductions	Cl Balance	Amorti. Op Balance	Amortization for the year	Deductions/Adjustment	Total Amortization	31-03-2022	31-03-2021
18	Computer Software(Incl. SIEMENS)*	98 21 21 222	1 55 58 112	0	99 76 79 334	97 78 06 290	97 22 743	0	98 75 29 035	1 01 50 299	43 14 932
19	E-Journals	4 95 38 854	29 26 103	0	5 24 64 957	4 90 29 243	15 10 181	0	5 05 39 424	19 25 533	5 09 611
20	Patents	46 02 419	18 03 182	0	64 05 601	13 34 657	7 11 734	0	20 46 391	43 59 210	32 67 762
21	SIEMENS IP	5 14 88 606	0	0	5 14 88 606	1 71 62 868	57 20 956	0	2 28 83 824	2 86 04 782	3 43 25 738
	Total (C)	108 77 51 101	2 02 87 397	0	110 80 38 498	104 53 53 058	1 76 65 616	0	106 29 98 674	4 50 39 824	4 24 18 043
	Grand Total (A+B+C)	826 66 64 263	1 05 17 14 900	68 35 51 474	863 48 27 689	337 05 42 109	38 11 65 118	0	375 17 07 227	488 31 20 462	489 61 22 154

Note: The figure in column 'Deductions' under Gross Block against head Capital Work in Progress represents the transfer from Work in Progress to Assets during the year.
The figure in column 'Additions' during the year under Gross Block against Assets 1 to 14 include transfer from Work in Progress during the year, as well as further acquisition during the year.
* Scientific & Laboratory Equipments Depreciation includes SIEMENS Assets Depreciation for the Year 2021-22.

N. S. M.
Registrar (i/c)
NIT-Tiruchirappalli

Shub
Registrar
NIT-Tiruchirappalli

National Institute of Technology, Tiruchirappalli-620 015 SCHEDULE 4(a): FIXED ASSETS - Capital Grant & IRG

Sl.No.	Assets Heads	Gross Block			Depreciation for the year 2021-22				Net Block		
		Op Balance	Additions	Deductions	Cl Balance 31-03-2022	Dep Opening Balance	Depreciation for the year	Deductions/Adjustment	Total Depreciation	31-03-2022	31-03-2021
1	Land	47 09 795	0	0	47 09 795	0	0	0	0	47 09 795	47 09 795
2	Site Development	0	0	0	0	0	0	0	0	0	0
3	Buildings	263 38 53 444	64 67 97 524	0	328 06 50 968	46 72 26 575	14 78 06 343	0	61 50 32 918	2 66 56 18 050	2 16 66 26 869
4	Roads & Bridges	4 66 12 034	1 83 865	0	4 67 95 899	55 51 785	9 35 917	0	64 87 702	4 03 08 197	4 10 60 249
5	Tubewells & Water Supply	4 96 17 864	0	0	4 96 17 864	64 58 064	9 92 356	0	74 50 420	4 21 67 444	4 31 59 800
6	Sewage & Drainage	7 30 47 101	42 72 349	0	7 73 19 450	84 39 047	16 88 826	0	1 01 27 873	6 71 91 577	6 46 08 054
7	Electrical Installation and Equipment	33 96 14 320	2 95 07 566	0	36 91 21 886	10 29 85 710	2 42 50 978	0	12 72 36 688	24 18 85 198	23 66 28 610
8	Plant & Machinery	9 65 97 703	1 81 30 045	0	11 45 27 748	2 63 14 217	84 37 717	0	3 47 52 434	7 97 75 314	7 00 82 966
9	Scientific & Laboratory Equipments	184 04 42 341	12 72 58 290	0	196 77 00 631	115 11 69 531	11 76 31 142	0	126 88 00 673	69 88 99 958	68 92 72 810
10	Office Equipments	7 41 30 242	4 01 400	0	7 45 31 642	5 54 90 619	36 70 959	0	5 91 61 578	1 53 70 064	1 86 39 623
11	Audio Visual Equipments	1 72 81 269	40 91 664	0	2 13 73 033	65 87 317	16 02 979	0	81 90 296	1 31 82 737	1 06 94 052
12	Computers & Peripherals	36 75 21 773	4 14 74 537	0	40 89 96 310	31 38 77 666	2 97 14 903	0	34 35 92 669	6 54 03 641	5 36 44 007
13	Furniture, fixtures & Fittings	18 57 66 730	46 73 210	0	19 04 39 940	10 11 14 763	1 29 24 211	0	11 40 38 974	7 64 00 366	8 46 51 367
14	Vehicles	1 47 34 008	0	0	1 47 34 008	96 75 826	10 11 636	0	1 06 87 462	40 46 546	50 58 182
15	Lib.Books & Scientific Journals	6 45 91 701	3 70 272	0	6 49 61 973	4 48 03 778	48 55 288	0	4 96 59 066	1 53 02 907	1 97 87 923
16	Small Value Assets	23 387	12 302	0	35 689	23 387	12 302	0	35 689	0	0
	Total (A)	580 83 43 812	87 71 73 024	0	668 55 16 836	229 97 18 885	35 95 35 957	0	265 52 54 442	403 02 62 394	350 86 24 927
17	Capital Work in Progress (B)	127 15 86 665	15 42 54 479	68 35 51 474	74 22 89 670					74 22 89 670	127 15 86 665
Sl.No.	Intangible Assets	44 286	Additions	Deductions	Cl Balance	Amorti. Op Balance	Amortization for the year	Deductions/Adjustment	Total Amortization	31-03-2022	31-03-2021
18	Computer Software	14 29 03 949	1 55 58 112	0	15 84 62 061	13 85 89 017	97 22 743	0	14 83 11 762	1 01 50 299	43 14 932
19	E-Journals	4 95 38 854	29 26 103	0	5 24 64 957	4 90 29 243	15 10 181	0	5 05 39 424	19 25 533	5 09 611
20	Patents	46 02 419	18 03 182	0	64 05 601	13 34 657	7 11 734	0	20 46 391	43 59 210	32 67 762
21	SIEMENS IP	5 14 88 606	0	0	5 14 88 606	1 71 62 868	57 20 956	0	2 28 83 824	2 86 04 782	3 43 25 738
	Total (C)	24 85 33 828	2 02 87 397	0	26 88 21 225	20 61 15 785	1 76 65 616	0	22 37 81 401	4 50 39 824	4 24 18 043
	Grand Total (A+B+C)	732 84 64 305	1 05 17 14 900	68 35 51 474	769 66 27 731	250 58 34 670	37 32 01 173	0	287 90 35 843	481 75 91 888	482 26 29 635

Note: The figure in column 'Deductions' under Gross Block against head Capital Work in Progress represents the transfer from Work in Progress to Assets during the year.
The figure in column 'Additions' during the year under Gross Block against Assets 1 to 14 include transfer from Work in Progress during the year, as well as further acquisition during the year.

N. S. M.
Registrar (i/c)
NIT-Tiruchirappalli

Shub
Registrar
NIT-Tiruchirappalli

National Institute of Technology, Tiruchirappalli-620 015
SCHEDULE 4 (b): FIXED ASSETS-OTHERS (Sponsored Projects)

Sl.No.	Assets Heads	Gross Block				Depreciation for the year 2021-22				Net Block	
		Op Balance	Additions	Deductions	Cl Balance	Dep Opening Balance	Depreciation for the year	Deductions/ Adjustment	Total Depreciation	31-03-2022	31-03-2021
1	Land	0	0	0	0	0	0	0	0	0	0
2	Site Development	0	0	0	0	0	0	0	0	0	0
3	Buildings	0	0	0	0	0	0	0	0	0	0
4	Roads & Bridges	0	0	0	0	0	0	0	0	0	0
5	Tubewells & Water Supply	0	0	0	0	0	0	0	0	0	0
6	Sewage & Drainage	0	0	0	0	0	0	0	0	0	0
7	Electrical Installation and Equipment	72 030	0	0	72 030	14 408	3 602	0	18 010	54 020	57 622
8	Plant & Machinery	1 68 150	0	0	1 68 150	16 816	8 408	0	25 224	1 42 926	1 51 334
9	Scientific & Laboratory Equipments	9 79 71 295	0	0	9 79 71 295	2 50 29 654	78 37 704	0	3 28 67 358	6 51 03 937	7 29 41 641
10	Office Equipments	0	0	0	0	0	0	0	0	0	0
11	Audio Visual Equipments	95 559	0	0	95 559	28 668	7 167	0	35 835	59 724	66 891
12	Computers & Peripherals	4 41 991	0	0	4 41 991	3 11 856	88 398	0	4 00 254	41 737	1 30 135
13	Furniture, Fixtures & Fittings	1 88 000	0	0	1 88 000	70 500	14 100	0	84 600	1 03 400	1 17 500
14	Vehicles	45 660	0	0	45 660	18 264	4 566	0	22 830	22 830	27 396
15	Lib.Books & Scientific Journals	0	0	0	0	0	0	0	0	0	0
16	Small Value Assets	0	0	0	0	0	0	0	0	0	0
	Total (A)	9 89 82 685	0	0	9 89 82 685	2 54 90 166	79 63 945	0	3 34 54 111	6 55 28 574	7 34 92 519
17	Capital Work in Progress (B)	0	0	0	0	0	0	0	0	0	0
Sl.No.	Intangible Assets	Op Balance	Additions	Deductions	Cl Balance	Amort. Op Balance	Amorti. for the year	Deductions/ Adjustment	Total Amortization	31-03-2022	31-03-2021
18	Computer Software (SIEMENS)	83 92 17 273	0	0	83 92 17 273	83 92 17 273	0	0	83 92 17 273	0	0
19	E-Journals	0	0	0	0	0	0	0	0	0	0
20	Patents	0	0	0	0	0	0	0	0	0	0
21	SIEMENS' IP	0	0	0	0	0	0	0	0	0	0
	Total (C)	83 92 17 273	0	0	83 92 17 273	83 92 17 273	0	0	83 92 17 273	0	0
	Grand Total (A+B+C)	93 81 99 958	0	0	93 81 99 958	86 47 07 439	79 63 945	0	87 26 71 384	6 55 28 574	7 34 92 519

N. Tamil
 Registrar (i/c)
 NIT-Tiruchirappalli


[Signature]
 Director
 NIT-Tiruchirappalli


Annual report 2022-23

National Institute of Technology, Tiruchirappalli-620 015 SCHEDULE 4: FIXED ASSETS

Sl.No.	Assets Heads	Gross Block				Depreciation for the year 2022-23				Net Block	
		Op Balance 01.04.2022	Additions	Deductions	Cl Balance 31-03-2023	Dep Opening Balance	Depreciation for the year	Deductions/ Adjustment	Total Depreciation	31-03-2023	31-03-2022
1	Land	47 09 795	0	0	47 09 795	0	0	0	0	47 09 795	47 09 795
2	Site Development	0	0	0	0	0	0	0	0	0	0
3	Buildings	3 28 06 50 968	1 54 14 356	0	3 29 60 63 324	61 50 32 918	6 61 76 704	0	68 12 09 622	2 61 48 55 702	2 66 56 18 050
4	Roads & Bridges	4 67 95 899	0	0	4 67 95 899	64 87 702	9 35 917	0	74 23 619	3 93 72 280	4 03 08 197
5	Tubewells & Water Supply	4 96 17 864	3 10 064	0	4 99 27 928	74 50 450	9 98 557	0	84 48 977	4 14 78 951	4 21 67 444
6	Sewage & Drainage	7 73 19 450	0	0	7 73 19 450	1 01 27 873	15 46 390	0	1 16 74 263	6 56 45 187	6 71 91 577
7	Electrical Installation and Equipment	36 91 93 916	81 12 302	0	37 73 06 218	12 72 54 698	1 88 63 311	0	14 61 20 009	23 11 86 205	24 19 39 218
8	Plant & Machinery	11 46 95 898	7 70 866	0	11 54 66 764	3 47 77 688	37 73 337	0	4 05 50 995	7 49 15 769	7 99 18 240
9	Scientific & Laboratory Equipments	2 05 56 71 926	6 32 82 562	0	2 12 89 54 489	1 30 16 68 031	12 59 13 792	0	1 42 75 81 823	70 13 72 666	76 40 03 895
10	Office Equipments	7 45 31 642	5 92 905	0	7 51 24 547	5 91 61 578	33 43 565	0	6 25 05 143	1 26 19 404	1 53 70 064
11	Audio Visual Equipments	2 14 68 592	99 38 531	0	3 14 07 123	82 25 131	26 33 786	0	1 08 59 917	2 03 47 206	1 32 12 461
12	Computers & Peripherals	40 94 38 321	2 66 91 635	0	43 61 29 956	34 39 92 923	9 08 27 996	0	37 48 63 919	61 2 64 037	6 54 48 378
13	Furniture, Fixtures & Fittings	19 05 27 940	21 99 106	0	19 28 27 046	11 41 23 574	1 11 39 541	0	12 92 63 115	6 75 63 934	7 05 04 366
14	Vehicles	1 47 79 668	0	0	1 47 79 668	1 07 10 292	10 16 202	0	1 17 26 494	30 53 174	40 69 376
15	Lib.Books & Scientific Journals	6 49 61 973	11 78 898	0	6 61 40 871	4 96 59 066	45 86 464	0	5 42 45 530	1 18 95 341	1 53 02 907
16	Small Value Assets	35 689	73 870	0	1 09 529	35 689	73 870	0	1 09 529	0	0
Total (A)		678 44 99 521	12 89 66 119	0	691 30 64 637	268 87 08 593	27 38 76 432	0	296 25 84 985	393 04 73 602	403 57 30 968
17 Capital Work in Progress (B)		74 22 89 670	36 69 03 381	1 57 01 974	109 34 91 277	0	0	0	0	109 34 91 277	74 22 89 670
Grand Total (A+B+C)		752 67 88 191	165 55 102 500	1 57 01 974	800 65 55 914	0	0	0	296 25 84 985	502 39 65 879	477 80 21 638

Note: The figure in column 'Deductions' under Gross Block against Assets 1 to 16 includes transfer from Work in Progress to Assets during the year.
The figure in column 'Additions' during the year under Gross Block against Assets 1 to 16 includes transfer from Work in Progress during the year, as well as further acquisitions during the year.
* Scientific & Laboratory Equipments Depreciation (as per IAS 16) Assets Depreciation for the year of Rs.68,53,680/-.


 Registrar (i/c) - 12
 कूलरॉय/REGISTRAR
 राष्ट्रीय प्रौद्योगिकी संस्थान/National Institute of Technology
 तिरुचिरापल्ली-620 015/Tiruchirappalli - 620 015,
 तमिलनाडु/Tamilnadu


 Director
 NIT-Tiruchirappalli
 National Institute of Technology
 Tiruchirappalli-620 015
 Tamil Nadu, India

National Institute of Technology, Tiruchirappalli-620 015 SCHEDULE 4(a): FIXED ASSETS - Capital Grant & IRG

Sl.No.	Assets Heads	Gross Block				Depreciation for the year 2022-23				Net Block	
		Op Balance 01.04.2022	Additions	Deductions	Cl Balance 31-03-2023	Amortized Op Balance	Amortization for the year	Deductions/ Adjustment	Total Amortization	31-03-2023	31-03-2021
1	Land	47 09 795	0	0	47 09 795	0	0	0	0	47 09 795	47 09 795
2	Site Development	0	0	0	0	0	0	0	0	0	0
3	Buildings	3 28 06 50 968	1 54 14 356	0	3 29 60 63 324	61 50 32 918	6 61 76 704	0	68 12 09 622	2 61 48 55 702	2 66 56 18 050
4	Roads & Bridges	4 67 95 899	0	0	4 67 95 899	64 87 702	9 35 917	0	74 23 619	3 93 72 280	4 03 08 197
5	Tubewells & Water Supply	4 96 17 864	3 10 064	0	4 99 27 928	74 50 420	9 98 557	0	84 48 977	4 14 78 951	4 21 67 444
6	Sewage & Drainage	7 73 19 450	0	0	7 73 19 450	1 01 27 873	15 46 390	0	1 16 74 263	6 56 45 187	6 71 91 577
7	Electrical Installation and Equipment	36 91 21 886	81 12 302	0	37 72 34 188	12 72 36 688	1 88 61 709	0	14 60 98 397	23 11 35 791	24 18 85 198
8	Plant & Machinery	11 43 27 748	7 70 866	0	11 52 98 614	3 47 32 434	57 64 929	0	4 05 17 363	7 47 51 251	7 97 75 314
9	Scientific & Laboratory Equipments	196 77 00 631	6 32 82 562	0	203 09 83 194	126 88 00 673	11 80 76 088	0	138 68 76 761	64 41 06 433	69 88 99 958
10	Office Equipments	7 45 31 642	5 92 905	0	7 51 24 547	5 91 61 578	33 43 565	0	6 25 05 143	1 26 19 404	1 53 70 064
11	Audio Visual Equipments	2 13 73 033	99 38 531	0	3 13 11 564	81 90 296	26 26 619	0	1 08 16 915	2 04 94 649	1 31 82 737
12	Computers & Peripherals	40 89 36 310	2 66 91 635	0	43 56 27 945	34 39 92 669	3 07 84 998	0	37 43 77 267	6 13 10 098	6 54 03 641
13	Furniture, Fixtures & Fittings	19 04 39 940	21 99 106	0	19 26 39 046	11 40 38 974	1 11 25 441	0	12 51 64 415	6 74 74 631	7 64 00 966
14	Vehicles	1 47 34 008	0	0	1 47 34 008	1 06 87 462	10 11 656	0	1 16 99 098	30 34 910	40 46 546
15	Lib.Books & Scientific Journals	6 49 61 973	11 78 898	0	6 61 40 871	4 96 59 066	45 86 464	0	5 42 45 530	1 18 95 341	1 53 02 907
16	Small Value Assets	35 689	73 870	0	1 09 529	35 689	73 870	0	1 09 529	0	0
Total (A)		665 55 16 836	128 56 51 115	0	681 40 81 952	265 82 54 442	28 89 12 487	0	292 11 66 929	389 29 15 023	403 02 62 394
17 Capital Work in Progress (B)		74 22 89 670	36 69 03 381	1 57 01 974	109 34 91 277	0	0	0	0	1 09 34 91 277	74 22 89 670
Grand Total (A+B+C)		739 78 06 506	165 25 54 496	1 57 01 974	790 75 73 229	0	0	0	292 11 66 929	498 64 06 300	477 25 11 638


Note: The figure in column 'Deductions' under Gross Block against Assets 1 to 16 includes transfer from Work in Progress to Assets during the year.
The figure in column 'Additions' during the year under Gross Block against Assets 1 to 16 includes transfer from Work in Progress during the year, as well as further acquisitions during the year.


 Registrar (i/c)
 कूलरॉय/REGISTRAR
 राष्ट्रीय प्रौद्योगिकी संस्थान/National Institute of Technology
 तिरुचिरापल्ली-620 015/Tiruchirappalli - 620 015,
 तमिलनाडु/Tamilnadu


 Director
 NIT-Tiruchirappalli
 National Institute of Technology
 Tiruchirappalli-620 015
 Tamil Nadu, India

National Institute of Technology, Tiruchirappalli-620 015
SCHEDULE 4 (b): FIXED ASSETS-OTHERS (Sponsored Projects)

Sl.No.	Assets Heads	Gross Block			Depreciation for the year 2022-23				Net Block		
		Op Balance 01.04.2022	Additions	Deductions	Cl Balance 31-03-2023	Dep Opening Balance	Depreciation for the year	Deductions/ Adjustment	Total Depreciation	31-03-2023	31-03-2022
1	Land	0	0	0	0	0	0	0	0	0	0
2	Site Development	0	0	0	0	0	0	0	0	0	0
3	Buildings	0	0	0	0	0	0	0	0	0	0
4	Roads & Bridges	0	0	0	0	0	0	0	0	0	0
5	Tubewells & Water Supply	0	0	0	0	0	0	0	0	0	0
6	Sewage & Drainage	0	0	0	0	0	0	0	0	0	0
7	Electrical Installation and Equipment	72 030	0	0	72 030	18 910	3 602	0	21 612	50 418	54 020
8	Plant & Machinery	1 68 150	0	0	1 68 150	25 224	8 408	0	33 632	1 34 518	1 42 926
9	Scientific & Laboratory Equipments	9 79 71 295	0	0	9 79 71 295	3 28 47 338	78 37 704	0	4 07 05 062	5 72 66 233	6 51 03 937
10	Office Equipments	0	0	0	0	0	0	0	0	0	0
11	Audio Visual Equipments	95 559	0	0	95 559	35 835	7 167	0	43 002	52 557	59 724
12	Computers & Peripherals	4 41 991	0	0	4 41 991	4 00 254	88 398	0	4 88 652	46 661	41 737
13	Furniture, Fixtures & Fittings	1 88 000	0	0	1 88 000	84 600	14 100	0	98 700	89 300	1 03 400
14	Vehicles	45 660	0	0	45 660	22 830	4 566	0	27 396	18 264	22 830
15	Lib.Books & Scientific Journals	0	0	0	0	0	0	0	0	0	0
16	Small Value Assets	0	0	0	0	0	0	0	0	0	0
	Total (A)	9 89 82 685	0	0	9 89 82 685	3 34 54 111	79 63 945	0	4 14 18 056	5 75 64 629	6 55 28 574
17	Capital Work in Progress (B)	0	0	0	0	0	0	0	0	0	0
Sl.No.	Intangible Assets	Op Balance 01.04.2022	Additions	Deductions	Cl Balance 31-03-2023	Amort. Op Balance	Amorti. for the year	Deductions/ Adjustment	Total Amortization	31-03-2023	31-03-2022
18	Computer Software (SIEMENS)	83 92 17 273	0	0	83 92 17 273	83 92 17 273	0	0	83 92 17 273	0	0
19	E-Journals	0	0	0	0	0	0	0	0	0	0
20	Patents	0	0	0	0	0	0	0	0	0	0
21	SIEMENS IP	0	0	0	0	0	0	0	0	0	0
	Total (C)	83 92 17 273	0	0	83 92 17 273	83 92 17 273	0	0	83 92 17 273	0	0
	Grand Total (A+B+C)	93 81 99 958	0	0	93 81 99 958	87 26 71 384	79 63 945	0	88 06 35 329	5 75 64 629	6 55 28 574


 Registrar (I/c)
REGISTRAR
 राष्ट्रीय प्रौद्योगिकी संस्थान / National Institute of Technology
 तिरुचिरापल्ली-620 015 / Tiruchirappalli - 620 015.
 तमिलनाडु / Tamilnadu






 Director
 NIT-Tiruchirappalli
Director
National Institute of Technology
Tiruchirappalli-620 015
Tamil Nadu, India

Annual report 2023-24

National Institute of Technology, Tiruchirappalli-620 015											
SCHEDULE 4: FIXED ASSETS											
Sl.No.	Assets Heads	Gross Block				Depreciation for the year 2023-24				Net Block	
		Op Balance 01.04.2023	Additions	Deductions	Cl Balance 31-03-2024	Dep Opening Balance	Depreciation for the year	Deductions/ Adjustment	Total Depreciation	31-03-2024	31-03-2023
1	Land	47 09 795	0	0	47 09 795	0	0	0	0	47 09 795	47 09 795
2	Site Development	0	19 08 896	0	19 08 896	0	0	0	0	19 08 896	0
3	Buildings	329 60 65 324	18 54 98 323	0	348 15 63 647	66 12 09 622	6 96 51 273	0	75 08 40 895	273 07 22 752	261 48 55 702
4	Roads & Bridges	4 67 95 899	0	0	4 67 95 899	74 23 619	9 35 917	0	83 59 536	3 84 36 363	3 93 72 280
5	Tubewells & Water Supply	4 99 27 928	3 84 194	0	5 03 12 122	84 48 977	10 06 241	0	94 55 218	4 08 56 904	4 14 78 951
6	Sewage & Drainage	7 73 19 430	0	0	7 73 19 430	1 16 74 263	15 46 390	0	1 32 20 653	6 40 98 797	6 56 45 187
7	Electrical Installation and Equipment	37 73 06 218	68 34 410	0	38 41 40 628	14 61 20 009	1 91 36 403	0	16 52 96 412	21 88 84 216	25 11 86 209
8	Plant & Machinery	11 34 66 764	18 33 295	0	11 73 00 059	4 05 30 995	58 65 002	0	4 64 13 997	7 08 84 062	7 49 13 769
9	Scientific & Laboratory Equipments	212 89 54 489	6 39 08 713	0	219 48 63 202	142 75 81 823	12 63 27 405	0	155 99 09 228	64 09 53 974	70 13 72 666
10	Office Equipments	7 51 24 547	20 72 079	0	7 71 96 626	6 25 05 143	32 46 443	0	6 57 51 586	1 14 45 040	1 26 19 404
11	Audio Visual Equipments	3 14 07 123	52 48 699	0	3 66 55 822	1 08 59 917	26 96 563	0	1 35 96 480	2 30 99 342	2 05 47 206
12	Computers & Peripherals	43 61 29 956	3 92 80 990	0	47 54 10 946	37 48 65 919	3 18 37 583	0	40 67 03 502	6 87 07 444	6 12 64 037
13	Furniture, Fixtures & Fittings	19 28 27 046	2 01 39 923	0	21 29 66 969	12 52 63 115	1 31 10 417	0	13 83 73 532	7 45 93 437	6 75 63 931
14	Vehicles	1 47 79 668	0	0	1 47 79 668	1 17 26 494	10 16 202	0	1 27 42 696	20 36 972	30 53 174
15	Lib.Books & Scientific Journals	6 61 40 871	1 75 03 001	0	8 36 43 872	5 42 45 330	45 57 191	0	5 88 02 721	2 48 41 151	1 18 95 341
16	Small Value Assets	1 09 539	2 89 238	0	3 98 777	1 09 359	2 89 238	0	3 98 797	0	0
Total (A)		691 30 64 637	34 69 01 761	0	725 99 66 398	296 25 84 985	28 12 02 268	0	324 37 87 253	401 61 79 145	395 04 79 652
17	Capital Work in Progress (B)	109 34 91 277	56 92 51 598	18 09 40 685	148 18 02 192	0	0	0	0	148 18 02 192	109 34 91 277
Grand Total (A+B+C)		800 65 56 914	91 61 53 359	18 09 40 685	874 16 04 390	296 25 84 985	28 12 02 268	0	324 37 87 253	549 79 81 337	504 09 71 929





Sl.No.	Intangible Assets	Op Balance 01.04.2023	Additions	Deductions	Cl Balance 31-03-2024	Total Amortization	Amortization for the year	Deductions/ Adjustment	Total Amortization	31-03-2024	31-03-2023
18	Computer Software (incl. SIEMENS)*	100 77 78 540	90 82 053	0	101 68 60 593	99 86 07 393	1 07 84 125	0	100 93 91 518	74 69 075	91 71 147
19	E-Journals	5 26 16 685	3 48 93 557	0	8 75 10 242	5 19 40 426	1 46 03 335	0	6 65 43 761	2 09 66 481	6 76 259
20	Patents	73 48 165	1 00 080	0	76 48 245	28 85 077	8 49 806	0	37 34 883	39 13 362	46 63 088
21	SIEMENS IP	5 14 85 606	0	0	5 14 85 606	2 86 04 780	57 20 956	0	3 43 25 736	1 71 62 870	2 28 83 826
Total (C)		111 94 31 996	4 40 75 690	0	116 35 07 686	108 20 37 676	3 19 58 222	0	111 39 95 898	4 95 11 788	3 73 94 320
Grand Total (A+B+C)		912 59 87 910	96 02 29 049	18 09 40 685	990 52 76 276	404 46 22 661	31 31 60 490	0	435 77 83 151	554 74 93 125	508 13 65 249

Note: The figure in column 'Deductions' under Gross Block against head 'Capital Work in Progress' represents the transfer from Work in Progress to assets during the year.
 The figure in column 'Amortization' under Intangible Assets represents the transfer from Work in Progress to Intangible Assets during the year.
 *Scientific & Laboratory Equipments Depreciation includes 80% Straight Line Depreciation for the year of 6,48,25,648/-.

National Institute of Technology, Tiruchirappalli-620 015											
SCHEDULE 4 (b): FIXED ASSETS-OTHERS (Sponsored Projects)											
Sl.No.	Assets Heads	Gross Block				Depreciation for the year 2023-24				Net Block	
		Op Balance 01.04.2023	Additions	Deductions	Cl Balance 31-03-2024	Dep Opening Balance	Depreciation for the year	Deductions/ Adjustment	Total Depreciation	31-03-2024	31-03-2023
1	Land	0	0	0	0	0	0	0	0	0	0
2	Site Development	0	0	0	0	0	0	0	0	0	0
3	Buildings	0	0	0	0	0	0	0	0	0	0
4	Roads & Bridges	0	0	0	0	0	0	0	0	0	0
5	Tubewells & Water Supply	0	0	0	0	0	0	0	0	0	0
6	Sewage & Drainage	0	0	0	0	0	0	0	0	0	0
7	Electrical Installation and Equipment	72 030	0	0	72 030	21 612	3 602	0	25 214	46 816	50 418
8	Plant & Machinery	1 68 150	0	0	1 68 150	33 632	8 408	0	42 040	1 26 110	1 34 518
9	Scientific & Laboratory Equipments	9 79 71 295	0	0	9 79 71 295	4 07 05 062	78 37 704	0	4 85 42 766	4 94 28 529	5 72 66 233
10	Office Equipments	0	0	0	0	0	0	0	0	0	0
11	Audio Visual Equipments	95 559	0	0	95 559	43 002	7 167	0	50 169	45 390	52 557
12	Computers & Peripherals	4 41 991	0	0	4 41 991	4 88 652	- 46 661	0	4 41 991	0	- 46 661
13	Furniture, Fixtures & Fittings	1 88 000	0	0	1 88 000	98 700	14 100	0	1 12 800	75 200	89 300
14	Vehicles	45 660	0	0	45 660	27 396	4 566	0	31 962	13 698	18 264
15	Lib.Books & Scientific Journals	0	0	0	0	0	0	0	0	0	0
16	Small Value Assets	0	0	0	0	0	0	0	0	0	0
Total (A)		9 89 82 685	0	0	9 89 82 685	4 14 18 056	78 28 886	0	4 92 46 942	4 97 35 743	5 75 64 629
17	Capital Work in Progress (B)	0	0	0	0	0	0	0	0	0	0
Grand Total (A+B+C)		9 89 82 685	0	0	9 89 82 685	4 14 18 056	78 28 886	0	4 92 46 942	4 97 35 743	5 75 64 629

Sl.No.	Intangible Assets	Op Balance 01.04.2023	Additions	Deductions	Cl Balance 31-03-2024	Amort. Op Balance	Amort. for the year	Deductions/ Adjustment	Total Amortization	31-03-2024	31-03-2023
18	Computer Software (SIEMENS)	83 92 17 273	0	0	83 92 17 273	83 92 17 273	0	0	83 92 17 273	0	0
19	E-Journals	0	0	0	0	0	0	0	0	0	0
20	Patents	0	0	0	0	0	0	0	0	0	0
21	SIEMENS IP	0	0	0	0	0	0	0	0	0	0
Total (C)		83 92 17 273	0	0	83 92 17 273	83 92 17 273	0	0	83 92 17 273	0	0
Grand Total (A+B+C)		93 81 99 958	0	0	93 81 99 958	88 06 35 329	78 28 886	0	88 84 64 215	4 97 35 743	5 75 64 629



National Institute of Technology, Tiruchirappalli-620 015
SCHEDULE 4(a): FIXED ASSETS - Capital Grant & IRG

SL.No.	Assets Heads	Gross Block			Depreciation for the year 2023-24				Net Block		
		Op Balance 01.04.2023	Additions	Deductions	Cl Balance 31-03-2024	Dep Opening Balance	Depreciation for the year	Deductions/ Adjustment	Total Depreciation	31-03-2024	31-03-2023
1	Land	47 09 795	0	0	47 09 795	0	0	0	0	47 09 795	47 09 795
2	Site Development	0	19 08 896	0	19 08 896	0	0	0	0	19 08 896	0
3	Buildings	329 60 65 324	18 94 98 323	0	548 55 63 647	68 12 09 622	6 96 31 273	0	75 08 40 895	273 07 22 752	261 48 55 702
4	Roads & Bridges	4 67 95 899	0	0	4 67 95 899	74 23 619	9 35 917	0	83 59 536	3 84 36 363	3 93 72 280
5	Titewells & Water Supply	4 99 27 928	3 84 194	0	5 03 12 122	84 48 977	10 06 241	0	94 55 218	4 08 56 904	4 14 78 951
6	Sewage & Drainage	7 73 19 450	0	0	7 73 19 450	1 16 74 263	15 46 390	0	1 32 20 653	6 40 98 797	6 56 45 187
7	Electrical Installation and Equipment	37 72 34 188	68 34 410	0	38 40 68 598	14 60 98 397	1 91 32 801	0	16 52 31 198	21 88 37 400	23 11 35 791
8	Plant & Machinery	11 52 96 614	18 33 295	0	11 71 31 909	4 05 17 363	58 56 594	0	4 63 73 957	7 07 57 552	7 47 81 251
9	Scientific & Laboratory Equipments	203 09 83 194	6 59 08 715	0	209 68 91 907	138 68 76 761	11 84 89 701	0	150 53 66 462	59 15 25 445	64 41 06 433
10	Office Equipments	7 51 24 547	20 72 079	0	7 71 96 626	6 25 05 143	32 46 443	0	6 57 51 586	1 14 43 040	1 26 19 604
11	Audio Visual Equipments	3 13 11 564	52 48 699	0	3 65 60 263	1 08 16 915	26 89 396	0	1 35 06 311	2 30 53 952	2 04 94 649
12	Computers & Peripherals	43 56 87 965	3 92 80 990	0	47 49 68 955	37 43 77 267	3 18 84 244	0	40 62 61 511	6 87 07 444	6 13 10 698
13	Furniture, Fixtures & Fittings	19 26 39 046	2 01 39 923	0	21 27 78 969	12 51 64 415	1 30 96 317	0	13 82 60 732	7 45 18 237	6 74 74 631
14	Vehicles	1 47 34 008	0	0	1 47 34 008	1 16 99 098	10 11 656	0	1 27 10 734	20 23 274	30 34 910
15	Lib.Books & Scientific Journals	6 61 40 871	1 75 03 001	0	8 36 43 872	5 42 45 530	45 57 191	0	5 88 02 721	2 48 41 151	1 18 95 341
16	Small Value Assets	1 09 559	2 89 238	0	3 98 797	1 09 559	2 89 238	0	3 98 797	0	0
Total (A)		681 40 81 952	34 69 01 761	0	716 09 83 713	292 11 66 929	27 33 73 382	0	319 45 40 311	396 64 43 402	389 29 15 023
17	Capital Work in Progress (B)	109 34 91 277	56 92 51 598	18 09 40 683	148 18 02 192	0	0	0	0	148 18 02 192	109 34 91 277
Total (C)		790 75 73 229	91 61 53 359	18 09 40 683	864 26 85 905	292 11 66 929	27 33 73 382	0	319 45 40 311	544 82 45 804	498 64 10 046
Grand Total (A+B+C)		818 77 87 952	96 02 29 049	18 09 40 683	896 70 76 318	316 39 87 332	30 53 31 604	0	346 93 18 936	549 77 57 382	502 38 00 620

Note:

The figure in column 'Deductions' under Gross Block against Head Capital Work in Progress represents the transfer from Work in Progress to Assets during the year.
The figure in column 'Additions' during the year under Gross Block against A+B+C include transfer from Work in Progress as well as other acquisitions during the year.

S. Praveen
Dr. Registrar (P&A)

N. Dinesh Kumar
Registrar (i/c)



Alab
Safir